



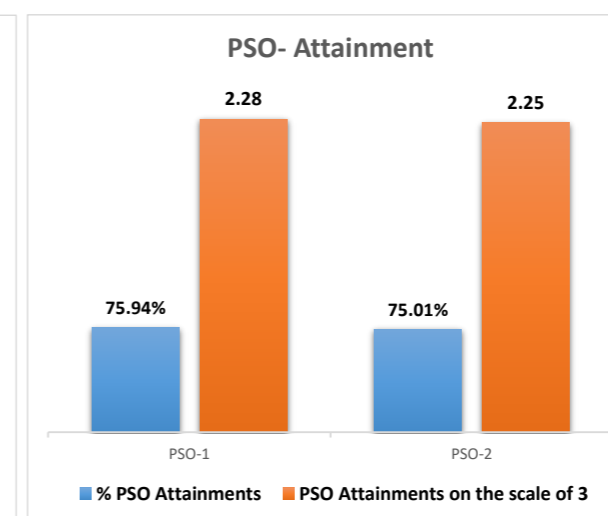
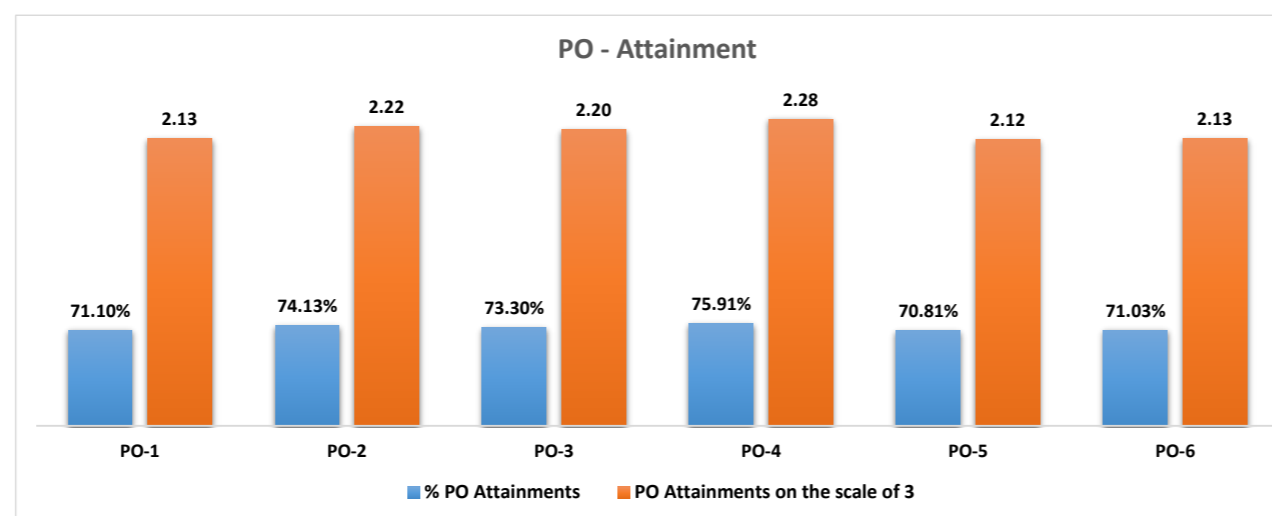
ADARSH COLLEGE

GHAILARH-JIWACHPUR-852124 (MADHEPURA)

Permanently affiliated to B.N.Mandal University, Laloo Nagar, Madhepura (Bihar)

Estd. 1985

Psychology-1 (Elective)	2.7	1.8	1.8	1.8	1.8	0.9	0.0	1.8
Home Science-1 (Elective)	1.2	1.2	0.0	0.6	0.6	0.6	0.6	1.2
Hindi-1 (Elective)	0.0	0.0	0.0	0.0	0.0	0.0	0.0	0.0
Economics-1 (Elective)	2.0	2.0	2.0	2.0	3.0	2.0	0.0	1.0
English-1 (Elective)	0.0	0.0	0.0	0.0	0.0	0.0	0.0	0.0
Pol.Sc.-1 (Elective)	0.2	0.7	0.7	0.7	0.7	0.7	0.7	0.7
Philosophy-1 (Elective)	2.0	2.0	2.0	2.0	1.0	0.0	1.0	1.0
Rashtriya Bhasha Hindi (Mandatory)	0.8	1.6	2.4	0.8	1.6	0.8	2.4	1.6
Ancient History -2 (Hons) (200 Marks)	0.0	0.0	0.9	2.8	1.8	0.9	1.8	2.8
History-2 (Elective)	3.0	3.0	3.0	3.0	3.0	3.0	3.0	3.0
Geography-2 (Elective)	2.8	0.9	2.8	2.8	2.8	0.9	2.8	1.8
Music-2 (Elective)	2.4	0.0	0.0	0.8	0.8	0.8	0.0	1.6
Sociology-2 (Elective)	0.5	0.2	0.5	0.2	0.5	0.4	0.5	0.5
Psychology-2 (Elective)	3.0	2.0	2.0	1.0	1.0	1.0	1.0	1.0
Home Science-2 (Elective)	2.4	1.6	1.6	1.6	1.6	0.8	0.8	1.6
Hindi-2 (Elective)	0.0	0.0	0.0	0.0	0.0	0.0	0.0	0.0
Economics-2 (Elective)	2.0	2.0	0.0	1.0	1.0	1.0	1.0	2.0
English-2 (Elective)	1.0	0.0	2.0	1.0	3.0	1.0	2.0	0.0
Pol.Sc.-2 (Elective)	1.1	1.1	1.1	1.1	1.7	1.1	0.0	0.6
Philosophy-2 (Elective)	2.0	2.0	1.0	0.0	2.0	3.0	1.0	0.0
Rashtriya Bhasha Hindi (Mandatory)	1.0	2.9	2.9	2.9	2.9	2.9	2.9	2.9
Ancient History -3 (Hons) Paper-1	1.8	1.8	1.8	1.8	0.9	0.0	0.9	0.9
Ancient History -3 (Hons) Paper-2	1.0	2.0	3.0	1.0	2.0	1.0	3.0	2.0
Ancient History -3 (Hons) Paper-3	0.0	0.0	1.0	3.0	2.0	1.0	2.0	3.0
Ancient History -3 (Hons) Paper-4	3.0	3.0	3.0	3.0	3.0	3.0	3.0	3.0
General Environmental Studies	1.8	2.7	2.7	0.9	1.8	2.7	2.7	2.7
Sum of multiplication of Co-relation factors and % course attainments	46.9	37.8	44.7	40.2	46.7	33.4	38.7	42.8
% PO and PSO attainments	71%	74.13%	73.30%	75.91%	70.81%	71.03%	75.94%	75.01%
PO and PSO attainments on the scale of 3	2.13	2.22	2.20	2.28	2.12	2.13	2.28	2.25



PO Attainment	PO-1	PO-2	PO-3	PO-4	PO-5	PO-6
% PO Attainments	71.10%	74.13%	73.30%	75.91%	70.81%	71.03%
PO Attainments on the scale of 3	2.13	2.22	2.20	2.28	2.12	2.13
PSO Attainment	PSO-1	PSO-2				
% PSO Attainments	75.94%	75.01%				
PSO Attainments on the scale of 3	2.28	2.25				



Estd. 1985

ADARSH COLLEGE

GHAILARH-JIWACHPUR-852124 (MADHEPURA)

Permanently affiliated to B.N.Mandal University, Laloo Nagar, Madhepura (Bihar)

B.A (Ancient History)

		Step 1	Fill "Relevance" of each survey attribute towards a PO/SO on the scale of 3	In direct Assessment sheet for POs/PSOs (Graduate exit Survey)							
		Step 2	Fill Average response of question in survey format on the scale of 0-5								
		Step 2	Score Level will automatically be calculated								
		Step 3	PO/PSO attainment scores will be automatically calculated								
		Step 4	PO/PSO Attainment out of 3 Automatically Calculated								
		Step 5	PO/PSO Attainment Automatically Calculated w.r.t. weightage								
Average response of question on the scale of 5 (xi)	Question No.	Graduate exit Survey Questions Attributes	Relevance of survey question with POs/PSOs (On the scale of 0-3) (wi)								
			PO-1	PO-2	PO-3	PO-4	PO-5	PO-6	PSO-1	PSO-2	
			Critical Thinking and Problem Solving	Effective Communication	Interdisciplinary Knowledge	Cultural Awareness and Sensitivity	Preparedness for competitive Exams	Ethical and Civic Engagement	Comprehensive Understanding of Ancient Indian Civilizations	Analysis of Historical Sources	
4.2	1	1.Knowledge Application To what extent did the program enhance your ability to apply theoretical knowledge to practical situations?	3	2	3	3	2	2	3	3	
4.5	2	2.Critical Thinking Skills How well did the program develop your critical thinking and problem-solving skills?	3	3	2	1	1	2	3	3	
3.8	3	3.Communication Proficiency How would you rate your improvement in written and oral communication skills as a result of the program?	3	3	2	3	2	3	3	3	
4.1	4	4.Collaboration and Teamwork How effectively did the program prepare you to work collaboratively in teams?	3	3	2	2	3	3	3	2	
3.5	5	5.Ethical Understanding How well did the program address ethical considerations in your field of study?	2	2	1	2	3	3	2	2	
2.5	6	6.Career Readiness How confident do you feel about your readiness to enter the workforce or pursue further education after completing the program?	3	2	2	2	2	3	2	3	
			17	15	12	13	13	16	16	16	
			PO/PSO Attainment (In direct)								
			12.6	8.4	12.6	12.6	8.4	8.4	12.6	12.6	
			13.5	13.5	9	4.5	4.5	9	13.5	13.5	
			11.4	11.4	7.6	11.4	7.6	11.4	11.4	11.4	
			12.3	12.3	8.2	8.2	12.3	12.3	12.3	8.2	
			7	7	3.5	7	10.5	10.5	7	7	
			7.5	5	5	5	5	7.5	5	7.5	
		SUM	64.3	57.6	45.9	48.7	48.3	59.1	61.8	60.2	
		PO Attainment on the scale of 5	3.78	3.84	3.83	3.75	3.72	3.69	3.86	3.76	
		PO Attainment out of 3	2.3	2.3	2.3	2.2	2.2	2.2	2.3	2.3	
		In Ditect Attainment (5% Weightage)	0.113	0.115	0.115	0.112	0.111	0.111	0.116	0.113	



Estd. 1985

ADARSH COLLEGE

GHAILARH-JIWACHPUR-852124 (MADHEPURA)

Permanently affiliated to B.N.Mandal University, Laloo Nagar, Madhepura (Bihar)

B.A (Ancient History)

In direct Assessment sheet for POs/PSOs (Alumni Survey)

Step 1			Fill "Relevance" of each survey attribute towards a PO/SO on the scale of 3							
Step 2			Fill Average response of question in survey format on the scale of 0-5							
Step 2			Score Level will automatically be calculated							
Step 3			PO/PSO attainment scores will be automatically calculated							
Step 4			PO/PSO Attainment out of 3 Automatically Calculated							
Step 5			PO/PSO Attainment Automatically Calculated w.r.t. weightage							
Average response of question on the scale of 5 (xi)	Question No.	Alumni Survey Questions Attributes	Relevance of survey question with POs/PSOs (On the scale of 0-3) (wi)							
			PO-1	PO-2	PO-3	PO-4	PO-5	PO-6	PSO-1	PSO-2
			Critical Thinking and Problem Solving	Effective Communication	Interdisciplinary Knowledge	Cultural Awareness and Sensitivity	Preparedness for competitive Exams	Ethical and Civic Engagement	Comprehensive Understanding of Ancient Indian Civilizations	Analysis of Historical Sources
4.2	1	1.Job Readiness How well did the program prepare you for your current job or further studies?	3	2	3	3	2	3	3	3
3.8	2	2.Skill Utilization To what extent are you able to apply the skills and knowledge gained from the program in your current role?	3	2	3	2	2	2	2	2
3.2	3	3.Life-long Learning How effectively did the program instill a commitment to lifelong learning and professional development?	3	3	2	3	2	2	3	3
4.1	4	4.Networking Opportunities How beneficial were the networking opportunities provided during the program for your career advancement?	3	2	2	2	2	2	2	2
3.5	5	5.Ethical and Professional Standards How well did the program prepare you to understand and apply ethical and professional standards in your field?	3	2	2	2	3	3	3	2
2.5	6	6.Overall Program Impact Overall, how would you rate the impact of the program on your career and personal growth since graduation?	3	2	2	2	2	1	2	2
			18	13	14	14	13	13	15	14
			PO/PSO Attainment (In direct)							
			12.6	8.4	12.6	12.6	8.4	12.6	12.6	12.6
			11.4	7.6	11.4	7.6	7.6	7.6	7.6	7.6
			9.6	9.6	6.4	9.6	6.4	6.4	9.6	9.6
			12.3	8.2	8.2	8.2	8.2	8.2	8.2	8.2
			10.5	7	7	7	10.5	10.5	10.5	7
			7.5	5	5	5	5	2.5	5	5
		SUM	63.9	45.8	50.6	50.0	46.1	47.8	53.5	50.0
		PO Attainment on the scale of 5	3.55	3.52	3.61	3.57	3.55	3.68	3.57	3.57
		PO Attainment out of 3	2.1	2.1	2.2	2.1	2.1	2.2	2.1	2.1
		In Ditect Attainment (5% Weightage)	0.107	0.106	0.108	0.107	0.106	0.110	0.107	0.107



Estd. 1985

ADARSH COLLEGE

GHAILARH-JIWACHPUR-852124 (MADHEPURA)

Permanently affiliated to B.N.Mandal University, Laloo Nagar, Madhepura (Bihar)

B.A (Ancient History)

In direct Assessment sheet for POs/PSOs (Local Society Survey)

Step 1	Fill "Relevance" of each survey attribute towards a PO/SO on the scale of 3
Step 2	Fill Average response of question in survey format on the scale of 0-5
Step 2	Score Level will automatically be calculated
Step 3	PO/PSO attainment scores will be automatically calculated
Step 4	PO/PSO Attainment out of 3 Automatically Calculated
Step 5	PO/PSO Attainment Automatically Calculated w.r.t. weightage

Average response of question on the scale of 5 (xi)	Question No.	Local Society Survey Questions Attributes	Relevance of survey question with POs/PSOs (On the scale of 0-3) (wi)							
			PO-1	PO-2	PO-3	PO-4	PO-5	PO-6	PSO-1	PSO-2
			Critical Thinking and Problem Solving	Effective Communication	Interdisciplinary Knowledge	Cultural Awareness and Sensitivity	Preparedness for competitive Exams	Ethical and Civic Engagement	Comprehensive Understanding of Ancient Indian Civilizations	Analysis of Historical Sources
4.2	1	1.Community Impact How would you rate the overall impact of graduates from the program on the local community?	2	3	2	3	3	3	2	2
3.8	2	2.Skill Contribution To what extent do you believe graduates apply their skills to benefit local businesses and organizations?	3	2	3	2	2	2	1	3
4.2	3	3.Social Responsibility How well do you think the program encourages graduates to engage in community service or social responsibility initiatives?	2	2	2	2	2	3	3	3
4.1	4	4.Local Workforce Development How effectively do you believe the program contributes to the development of a skilled workforce in the area?	3	1	2	2	2	2	2	3
3.5	5	5.Collaboration with Community How would you evaluate the program's efforts to collaborate with local organizations and businesses?	2	3	2	3	3	3	3	2
2.5	6	6.Future Community Leaders How confident are you that graduates from the program will become future leaders in the community?	3	2	2	3	3	2	2	3
			15	13	13	15	15	15	13	16
			PO/PSO Attainment (In direct)							
			8.4	12.6	8.4	12.6	12.6	12.6	8.4	8.4
			11.4	7.6	11.4	7.6	7.6	7.6	3.8	11.4
			8.4	8.4	8.4	8.4	8.4	12.6	12.6	12.6
			12.3	4.1	8.2	8.2	8.2	8.2	8.2	12.3
			7	10.5	7	10.5	10.5	10.5	10.5	7
			7.5	5	5	7.5	7.5	5	5	7.5
		SUM	55.0	48.2	48.4	54.8	54.8	56.5	48.5	59.2
		PO Attainment on the scale of 5	3.67	3.71	3.72	3.65	3.65	3.77	3.73	3.70
		PO Attainment out of 3	2.2	2.2	2.2	2.2	2.2	2.3	2.2	2.2
		In Direct Attainment (5% Weightage)	0.110	0.111	0.112	0.110	0.110	0.113	0.112	0.111



Estd. 1985

ADARSH COLLEGE

GHAILARH-JIWACHPUR-852124 (MADHEPURA)

Permanently affiliated to B.N.Mandal University, Laloo Nagar, Madhepura (Bihar)

B.A (Ancient History)

Step 1		Fill "Relevance" of each survey attribute towards a PO/SO on the scale of 3	In direct Assessment sheet for POs/PSOs (Parents Survey)							
Step 2		Fill Average response of question in survey format on the scale of 0-5								
Step 2		Score Level will automatically be calculated								
Step 3		PO/PSO attainment scores will be automatically calculated								
Step 4		PO/PSO Attainment out of 3 Automatically Calculated								
Step 5		PO/PSO Attainment Automatically Calculated w.r.t. weightage								
Average response of question on the scale of 5 (xi)	Question No.	Parents Survey Questions Attributes	Relevance of survey question with POs/PSOs (On the scale of 0-3) (wi)							
			PO-1	PO-2	PO-3	PO-4	PO-5	PO-6	PSO-1	PSO-2
			Critical Thinking and Problem Solving	Effective Communication	Interdisciplinary Knowledge	Cultural Awareness and Sensitivity	Preparedness for competitive Exams	Ethical and Civic Engagement	Comprehensive Understanding of Ancient Indian Civilizations	Analysis of Historical Sources
4.2	1	1.Overall Satisfaction How satisfied are you with the education and training your child received from the program?	3	3	3	2	2	2	3	2
3.8	2	2.Skill Development To what extent do you believe the program helped your child develop essential skills for their future career?	2	2	3	2	2	2	2	2
3.2	3	3.Career Preparedness How well do you think the program prepared your child for their career or further education?	3	3	3	2	2	2	3	3
4.1	4	4.Support and Guidance How would you rate the support and guidance provided to students throughout the program?	3	3	2	2	2	2	2	2
4.2	5	5.Communication Skills How well do you believe the program helped your child improve their communication skills?	1	3	2	2	2	3	1	2
2.5	6	6.Future Success How confident are you in your child's ability to succeed in their chosen field as a result of the program?	3	3	2	2	2	2	3	3
			15	17	15	12	12	13	14	14
			PO/PSO Attainment (In direct)							
			12.6	12.6	12.6	8.4	8.4	8.4	12.6	8.4
			7.6	7.6	11.4	7.6	7.6	7.6	7.6	7.6
			9.6	9.6	9.6	6.4	6.4	6.4	9.6	9.6
			12.3	12.3	8.2	8.2	8.2	8.2	8.2	8.2
			4.2	12.6	8.4	8.4	8.4	12.6	4.2	8.4
			7.5	7.5	5	5	5	5	7.5	7.5
		SUM	53.8	62.2	55.2	44.0	44.0	48.2	49.7	49.7
		PO Attainment on the scale of 5	3.59	3.66	3.68	3.67	3.67	3.71	3.55	3.55
		PO Attainment out of 3	2.2	2.2	2.2	2.2	2.2	2.2	2.1	2.1
		In Ditect Attainment (5% Weightage)	0.108	0.110	0.110	0.110	0.110	0.111	0.107	0.107



ADARSH COLLEGE

GHAILARH-JIWACHPUR-852124 (MADHEPURA)

Permanently affiliated to B.N.Mandal University, Laloo Nagar, Madhepura (Bihar)

Estd. 1985

B.A (Ancient History)

Overall Indirect Assessment of POs/PSOs

Sr. No	Survey Type	Weightage	PO/PSO attainment (In Direct Assessment)							
			PO-1	PO-2	PO-3	PO-4	PO-5	PO-6	PSO-1	PSO-2
			Critical Thinking and Problem Solving	Effective Communication	Interdisciplinary Knowledge	Cultural Awareness and Sensitivity	Preparedness for competitive Exams	Ethical and Civic Engagement	Comprehensive Understanding of Ancient Indian Civilizations	Analysis of Historical Sources
1	Graduate Exit Survey	5%	0.113	0.115	0.115	0.112	0.111	0.111	0.116	0.113
2	Alumni Survey	5%	0.107	0.106	0.108	0.107	0.106	0.110	0.107	0.107
3	Local Society Survey	5%	0.110	0.111	0.112	0.110	0.110	0.113	0.112	0.111
4	Parents Survey	5%	0.108	0.110	0.110	0.110	0.110	0.111	0.107	0.107
Total (In direct Assessment)		20%	0.438	0.442	0.445	0.439	0.437	0.445	0.441	0.438



Estd. 1985

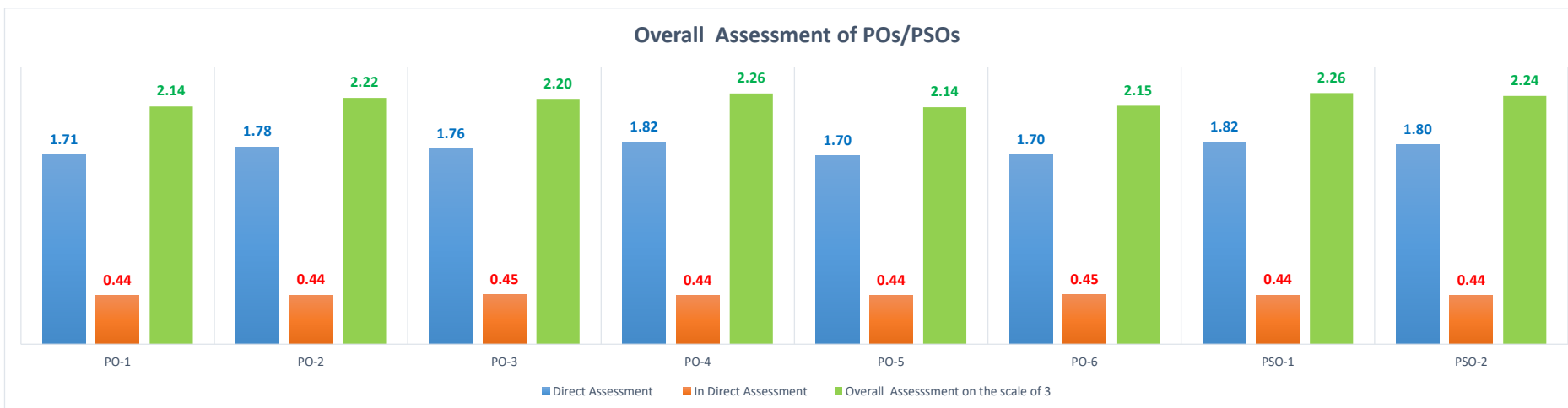
ADARSH COLLEGE

GHAILARH-JIWACHPUR-852124 (MADHEPURA)

Permanently affiliated to B.N.Mandal University, Laloo Nagar, Madhepura (Bihar)

B.A (Ancient History) Overall Assessment of POs/PSOs

PO/PSO attainment (In Direct Assessment)										
Sr. No	Assessment type	Weightage	PO-1	PO-2	PO-3	PO-4	PO-5	PO-6	PSO-1	PSO-2
			Critical Thinking and Problem Solving	Effective Communication	Interdisciplinary Knowledge	Cultural Awareness and Sensitivity	Preparedness for competitive Exams	Ethical and Civic Engagement	Comprehensive Understanding of Ancient Indian Civilizations	Analysis of Historical Sources
1	Direct Assessment	80%	1.7	1.8	1.8	1.8	1.7	1.7	1.8	1.8
2	In Direct Assessment	20%	0.44	0.44	0.45	0.44	0.44	0.45	0.44	0.44
Overall Assessment on the scale of 3		100%	2.14	2.22	2.20	2.26	2.14	2.15	2.26	2.24



Assessment type	PO-1	PO-2	PO-3	PO-4	PO-5	PO-6	PSO-1	PSO-2
Direct Assessment	1.71	1.78	1.76	1.82	1.70	1.70	1.82	1.80
In Direct Assessment	0.44	0.44	0.45	0.44	0.44	0.45	0.44	0.44
Overall Assessment on the scale of 3	2.14	2.22	2.20	2.26	2.14	2.15	2.26	2.24